

Build Ocean Friendly Gardens

Berms Are Beautiful

Bricks To Sponges

Is your soil a BRICK or a SPONGE? Sponges are Living Soil filled with microorganisms working together to feed plants, gather water when it's dry and release water when it's too wet. Mulch, add compost, and aerate soil to turn it into a Sponge.



Conservation

Sheet Mulching covers grass with wet paper, compost and fresh tree trimmings (mulch) to effectively remove the grass by composting it in place. The downspout in this front yard connected underground to the street, and polluted the nearby waterway. The homeowner decided to redirect it into the garden.



Swales Are Swell

A planted swale is a contour on the land that collects, conveys and filters water running through a site, removing pollutants by infiltration into the soil. Flat yards increase runoff, while the mounds on either side of the swale (called Berms) keep water on site, giving it time to sink in.




Permeability

After a few months of sheet mulching the grass is gone and healthy soil remains. Big, beautiful berms create high and low spots.



Slow, Spread, Sink

Instead of Paving, Piping, and Polluting rainwater, Slow it down, Spread it out, and Sink as much as you can to reduce your water needs in the landscape, and keep pollution off the beach. An added bonus of Retention is that groundwater may be recharged.



Retention



Almost two years later, the dry climate-adapted plants are singing! The downspout puts all of the rainwater into the front yard, and the homeowner has not had to use irrigation during the summer. By keeping 3 or 4 inches of mulch on the garden to retain moisture, eliminate weeds, and feed the Living Soil, this homeowner has a low stress, beautiful Ocean Friendly Garden.



Green Your Concrete Footprint

Keep polluted water from running off hard surfaces and contaminating streams, rivers, and the ocean.

Break up concrete, eliminate dry-weather runoff, and make your garden a sponge to become part of the solution.



www.greengardensgroup.com



Let's Break It Down



Every time it rains, pollutants you can see (tons of plastic bags, soda cups with straws, and cigarette butts) are mixed with those you can't see (pesticides, fertilizers, dog waste) and sent to the nearest waterway.

Even on dry days, millions of gallons of drinking water are flushed into the waterways after they have run through the dirty streets and storm drains.

End of pipe solutions are not enough. What you do on your property can solve the problem. Be a part of the solution, not the pollution.



Breaking Up Is Easy To Do

Permeable Paving

Replace concrete and asphalt with paving materials that have gaps between them allowing water to flow through rather than run off. These pavers are beautiful too.



Beachin' Driveway

Remove a strip down the middle of the driveway and fill with gravel or add a rainwater storage cell (See Insert). Water has a place to get sponged up, and your vehicle hangs ten on the remaining concrete.



Carve A Path

Break up a continuous concrete pathway or driveway and reset the stones (called Urbanite) on a sand or gravel bed. These urbanite paths can be beautiful and artistic while simultaneously increasing permeability.



Roll Out A Barrel

Replace your downspout with a rainchain to slow and direct roof water into a 50 gallon rainbarrel. Got more space? Add another barrel. Then use the water for veggies, pets, or fill a birdbath.



Liberate A Curb

Cutting your curb and allowing water to enter a parkway, median or other landscape area adjacent to the street, uses soil to filter and absorb runoff before entering the ocean. Check with your County Transportation Department for restrictions and guidelines.



Break Old Habits

Pick Up After Pup

Thousands of pounds of pet waste, including bacteria and parasites that threaten the health of people and wildlife, wash into storm drains and flow directly into our waterways every time it rains. When you walk your pet, carry disposable bags to pick up and deposit waste in a trashcan.



Broom To Groom

Driveways don't grow when you water them, and you just waste drinking water. Use a broom to clean hard outdoor surfaces. Sweep up any debris blown into the street and place in the appropriate trash bin.



Cars To A Car Wash

Take your car to a certified car wash, where you know they are capturing all the used water for proper treatment. Car washing in your driveway, puts dirt and soap into the storm drain, contributing to ocean pollution.



Hold On To Your Butt

Cigarette butts take decades to break down, all the while polluting our soils and degrading our beaches and water quality. Hold on to your butt, and dispose of it properly!



Redirect A Downspout

Got downspouts? Redirect them into landscape areas or planter boxes. Keep water from going to the street via your driveway by adding gutters and a downspout directed to landscape. Add a rain chain that slows water down into a barrel or planter area.

